



NEW VISIONMOUNT[®] SUPER SLIM TILTING MOUNT

MODEL VLT15-B1

Specially designed to highlight the sleek look of ultra-thin flat-panel TVs

Our new VLT15 Super Slim tilting mount offers the best of both worlds: it places ultra-thin LCD, plasma and LED TVs just .82" from the wall, yet still allows up to 10° of tilting capability. The VLT15 features the revolutionary Adjustable Virtual Axis™ technology, exclusively engineered by Sanus to compensate for today's variety of flat-panel TV depths and weights. Unlike other ultra-thin mounts on the market, the VLT15 also offers additional exclusive features including ProSet™ post-installation adjustments and ClickStand™ cable maintenance technology, making it incredibly easy to install and use.



model VLT15-B1 shown

Super Slim tilting mount sits just .82" from wall to complement the sleek look of ultra-thin TVs

Wall plate mounting holes designed to accommodate 16" or 24" on-center studs

ProSet™ post-installation height and leveling adjustments allow TV to be perfectly positioned after hanging

Innovative ClickStand™ holds TV away from wall for easy cable access without having to remove TV

Convenient quick-release tabs on mounting brackets stay hidden, but easily pull down to unlock TV from wall plate for cable access

Adjustable Virtual Axis™ tilting technology is engineered to compensate for a variety of flat-panel TV depths

Lateral shift feature allows TV to move left and right for perfect placement with off-center studs

VLT15-B1





NEW VISIONMOUNT® SUPER SLIM TILTING MOUNT

MODEL VLT15-B1

MODEL: VLT15

DESCRIPTION

Super Slim Large Tilting Mount for 37" – 65" TVs

PRODUCT DIMENSIONS (w x d x h)

32.4" x .82" x 23.8"

82.3 x 2.2 x 60.5 cm

PACKAGE DIMENSIONS (w x d x h)

37.6" x 2.5" x 16.2"

95.5 x 6.4 x 41.1 cm

MASTER PACK QUANTITY

3


TV SIZE RANGE/WEIGHT

37" – 65" / 150 lbs

94 – 165 cm / 68 kg

PROSET™ ADJUSTMENT

±.5"



- Super Slim tilting mount sits just .82" from wall to complement the sleek look of ultra-thin TVs
- Adjustable Virtual Axis™ tilting technology is engineered to compensate for a variety of flat-panel TV depths
- ProSet™ post-installation height and leveling adjustments allow TV to be perfectly positioned after hanging
- Innovative ClickStand™ holds TV away from wall for easy cable access without having to remove TV
- Convenient quick-release tabs easily pull down to unlock TV from wall plate for cable access
- Lateral shift feature allows TV to move left and right for perfect placement with off-center studs
- Wall plate mounting holes designed to accommodate 16" or 24" on-center studs


MODEL VLT15-B1

TV sits just .82" from wall




model VLT15-B1 shown

ProSet™ Technology



Problem: TV does not appear level with its surroundings.



Solution: Exclusive ProSet™ technology allows height and leveling adjustments after the TV is mounted.

